

Front Terminal GEL Telecom Battery

FB12-80G

CSBattery FB12G series front access telecom gel battery is upgrade from FB12 agm series especially for tele-communication applications. The FB12 GEL type front terminal battery comes with longer lasting design life and front access connections for fast, easy installation and maintenance, and is ideally suitable for telecom outdoor equipment, renewable energy systems and other severe environments.

12V
80Ah

GEL
Technology

Telecom
Battery



COMPLIED STANDARDS

IEC 60896-21/22 JIS C8704
YD/T1360 BS6290 part4
GB/T 19638 CE

Applications

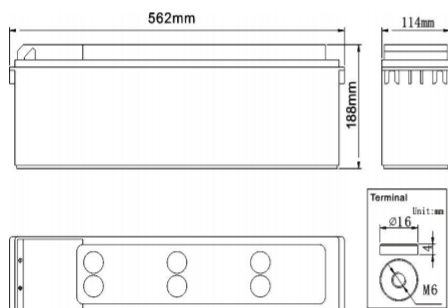
- Telecom Control Equipment
- UPS systems, Inverter
- Power Equipment
- Solar & Wind
- Emergency Power Systems

General Features

- ✓ Advanced nano gel electrolyte and longer floating service life over 12years;
- ✓ Front access terminal with standard width for 19" and 23" ETSI racks;
- ✓ High rate discharge performance;
- ✓ Low self discharge <3%.

Dimensions & Weight

Length(mm)	562±1
Width(mm)	114±1
Height(mm)	188±1
Total Height(mm)	188±1
Weight(kg)	25.5±3%



Technical Specifications

Nominal Voltage		12V (6 cells per unit)
Design Floating Life @25°C		12 Years
Nominal Capacity @25°C (10 hour rate@8.0A, 10.8V)		80Ah
Capacity @25°C	20hour rate (4.24A, 10.8V)	84.8Ah
	5 hour rate (14.1A, 10.5V)	70.5Ah
	1 hour rate (51.0A, 9.6V)	51.0Ah
Internal Resistance	Full Charged Battery@25°C	≤6.9mΩ
Ambient Temperature	Discharge	-15°C~60°C
	Charge	-15°C~60°C
	Storage	-15°C~45°C
Max.Discharge Current@25°C		480A(5s)
Capacity affected by Temperature (10 hr Capacity)	40°C	108%
	25°C	100%
	0°C	90%
	-15°C	70%
Self-Discharge@25°C per Month		3%
Charge (Constant Voltage) @25°C	Standby Use	Initial Charging Current Less than 20A Voltage 13.6-13.8V
	Cycle Use	Initial Charging Current Less than 20A Voltage 14.4-14.9V

Battery Discharge Table

Discharge Constant Current per Cell (Amperes at 25°C)

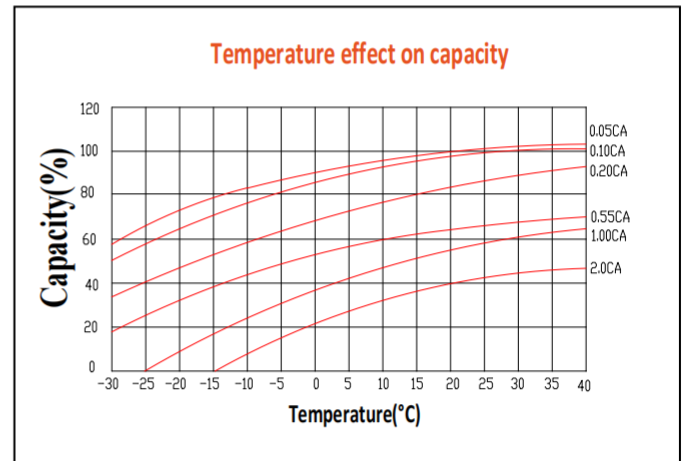
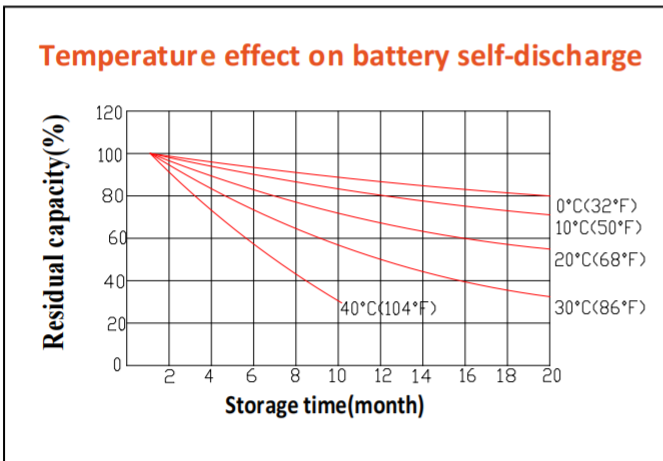
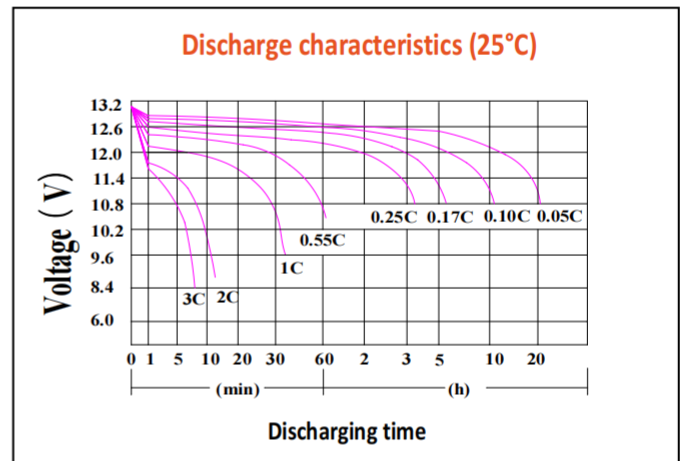
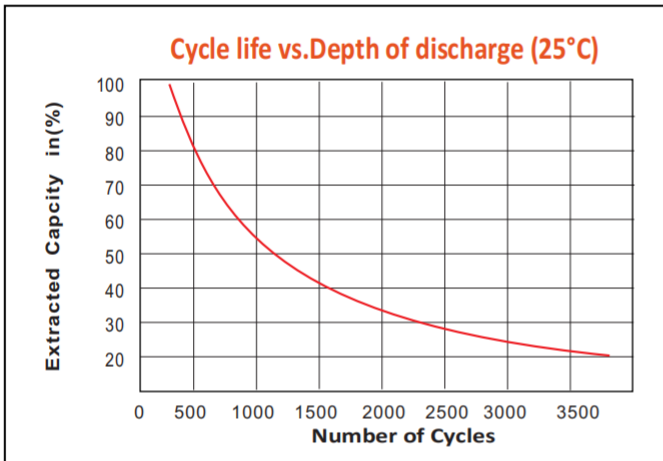
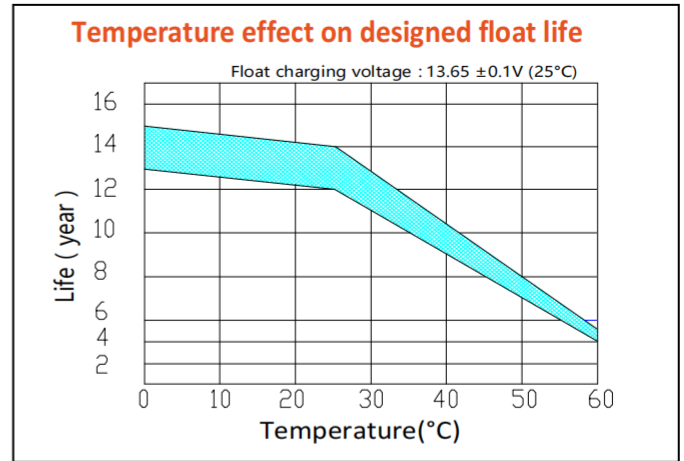
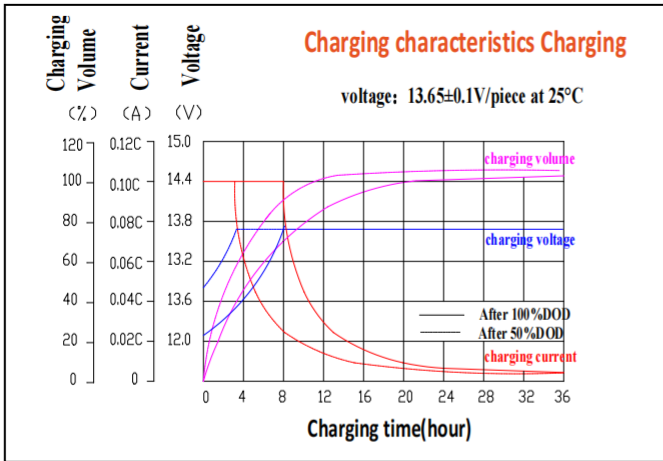
F.V/Time	10min	15min	30min	45min	1h	2h	3h	5h	8h	10h	20h
1.60V	186.0	144.4	89.0	64.4	51.0	30.0	22.1	14.9	10.2	8.4	4.44
1.65V	172.1	136.4	84.6	61.9	49.5	29.0	21.4	14.6	10.1	8.2	4.40
1.70V	159.6	128.1	81.4	59.7	47.6	28.2	20.8	14.3	9.9	8.2	4.35
1.75V	149.0	120.0	77.2	57.0	45.7	27.5	20.3	14.1	9.8	8.1	4.31
1.80V	134.1	112.6	74.5	55.0	44.1	26.5	19.7	13.8	9.6	8.0	4.24

Discharge Constant Power per Cell (Watts at 25°C)

F.V/Time	10min	15min	30min	45min	1h	2h	3h	5h	8h	10h	20h
1.60V	334.6	276.1	168.9	122.3	97.9	56.9	42.2	28.7	19.8	16.4	8.6
1.65V	313.1	264.2	161.5	118.2	95.3	55.4	41.0	28.2	19.7	16.2	8.5
1.70V	293.2	246.2	154.9	114.4	92.0	54.1	40.1	27.8	19.4	16.1	8.4
1.75V	275.9	231.0	147.4	109.8	88.6	52.8	39.3	27.4	19.2	15.9	8.3
1.80V	249.8	216.8	141.4	106.2	85.8	51.0	38.2	26.9	19.0	15.8	8.2

Note: The above data are average values, and can be obtained within 3 charge/discharge cycles. These are not minimum values. Cell and battery designs/specifications are subject to modification without notice. Contact CSBattery for the latest information.

Performance Characteristics



Component	Positive plate	Negative plate	Container & Cover	Safety valve	Terminal	Separator	Electrolyte	Pillar seal
Features	Thick high Sn low Ca grid with special paste	Balanced Pb-Ca grid for improved recombination efficiency	Fire resistance ABS (UL94-V0 optional)	Flame Si-Rubber and aging resistance	Female Copper Insert M6 (torque: 3~4N.m)	Advanced AGM separator for high pressure cell design	Silicon Gel import from Germany Evonik	Two layers epoxy resin seal

Add: Building Evolution, Xingdong industry Park, NO.61, Liuxian 2nd Road, Baoan, Shenzhen, China.

Tel: +86-755-29123661 Email: Sales@CSBattery.cn, Support@CSBattery.cn

Website: www.CSBattery.cn