

Sealed Lead Acid Durable AGM Battery

GB12-150

CSBattery GB series AGM batteries are designed to have a large amount of stored current discharged between charging sessions, with very heavy non-porous battery plates to withstand repeated major discharging and charging cycle. The CSBattery VRLA AGM battery uses a different chemistry for the plates active paste material, and a slightly stronger electrolyte than normal battery electrolyte, thus the GB range features higher cyclic life with 10 years of float life when compared to the standard Duration range.

12V
150Ah

AGM
Technology

VRLA
Battery



Applications

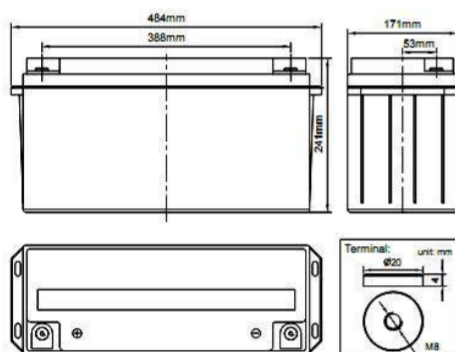
- Telecom Control Equipments
- UPS systems, Inverter
- Power Equipments
- Solar&Wind
- Emergency Power Systems

General Features

- ✓ 30% more cyclic life through innovation at the PAM additives
- ✓ Long life expectancy of 10 years in floating condition
- ✓ Thick flat plate with high Tin low Calcium alloy
- ✓ Excellent deep discharge recovery capability
- ✓ Deep cycle performance: up to 700 cycles@50%DOD

Dimensions & Weight

Length(mm/inch)	484/19.06
Width(mm/inch)	171/6.73
Height(mm/inch)	241/9.49
Total Height(mm/inch)	241/9.49
Weight(kg/lbs)(±3%)	41/90.5



Technical Specifications

Nominal Voltage		12V(6 cells per unit)
Design Floating Life @25°C		10 Years
Nominal Capacity @25°C(20 hour rate@7.5A,10.8V)		150Ah
Capacity @25°C	10hour rate (14.1A,10.8V)	141Ah
	5 hour rate (25.0A,10.5V)	125Ah
	1 hour rate (82.9A,9.6V)	82.9Ah
Internal Resistance	Full Charged Battery@25°C	≤3.5mΩ
Ambient Temperature	Discharge	-15°C~45°C
	Charge	-15°C~45°C
	Storage	-15°C~45°C
Max.Discharge Current@25°C		900A (5s)
Capacity affected by Temperature (10 hour)	40°C	105%
	25°C	100%
	0°C	85%
	-15°C	65%
Self-Discharge@25°C per Month		3%
Charge (Constant Voltage) @25°C	Standby Use	Initial Charging Current Less than 37.5A Voltage 13.6-13.8V
	Cycle Use	Initial Charging Current Less than 37.5A Voltage 14.4-14.9V

COMPLIED STANDARDS



Battery Discharge Table

Discharge Constant Current per Cell (Amperes at 25°C)

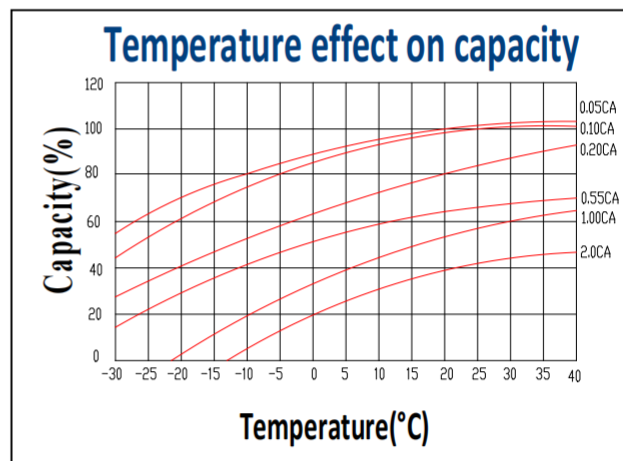
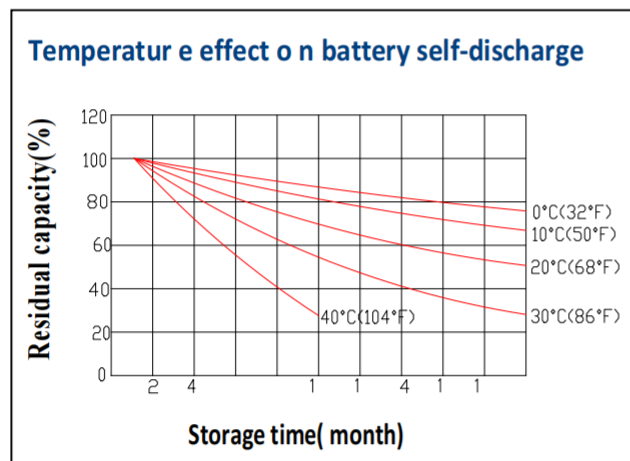
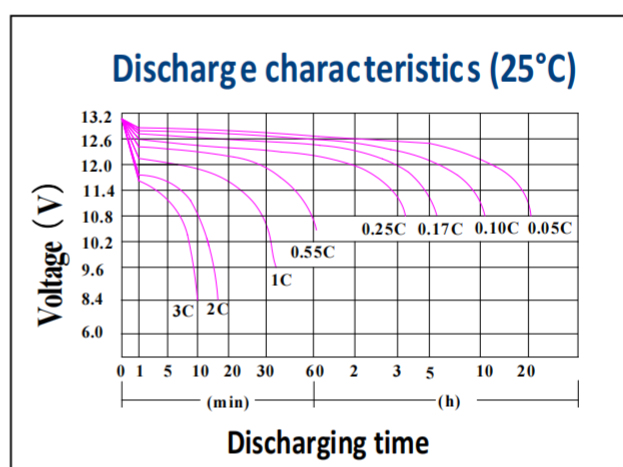
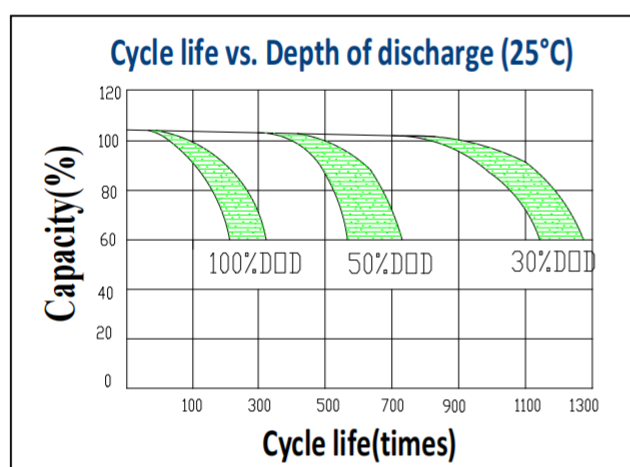
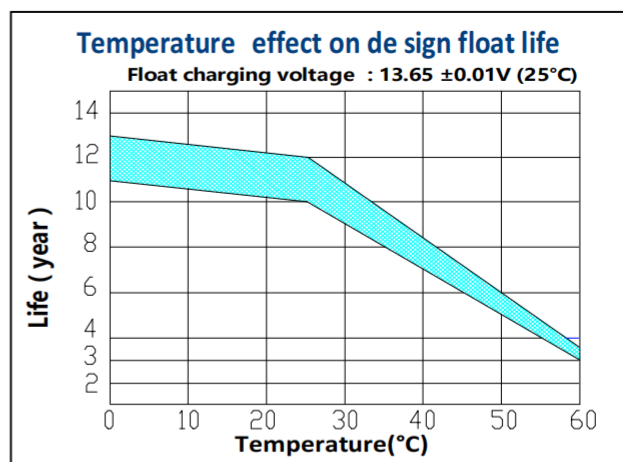
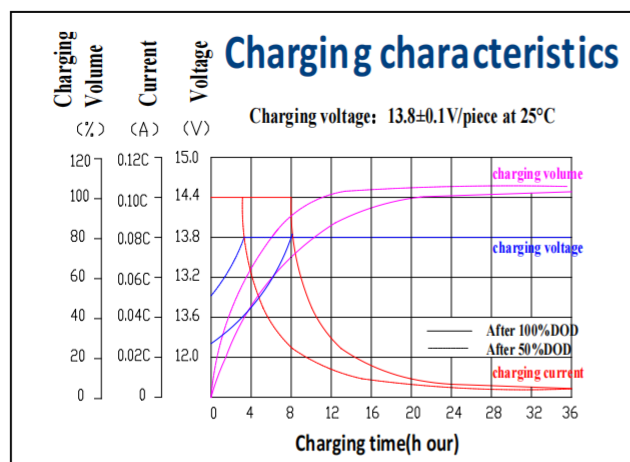
F.V/Time	15min	30min	45min	1h	2h	3h	5h	8h	10h	20h
1.60V	231.3	130.7	93.8	82.9	55.6	40.6	26.1	16.0	14.9	7.82
1.65V	221.7	127.2	91.2	80.6	54.5	39.9	25.8	15.8	14.7	7.74
1.70V	212.0	123.7	88.7	78.4	53.5	39.1	25.4	15.7	14.5	7.66
1.75V	202.4	120.2	86.2	76.2	52.2	38.2	25.0	15.5	14.3	7.58
1.80V	192.8	116.7	83.7	74.0	51.0	37.3	24.7	15.3	14.1	7.50

Discharge Constant Power per Cell (Watts at 25°C)

F.V/Time	15min	30min	45min	1h	2h	3h	5h	8h	10h	20h
1.60V	445.3	251.7	180.5	159.5	106.9	78.2	50.3	30.7	27.4	14.5
1.65V	426.7	244.9	175.6	155.2	105.0	76.8	49.6	30.4	27.2	14.4
1.70V	408.2	238.2	170.8	151.0	103.0	75.3	48.9	30.1	26.9	14.3
1.75V	389.6	231.4	166.0	146.7	100.6	73.5	48.2	29.8	26.6	14.1
1.80V	371.1	224.7	161.1	142.4	98.1	71.7	47.5	29.5	26.4	14.0

Note: The above data are average values, and can be obtained within 3 charge/discharge cycles. These are not minimum values. Cell and battery designs/specifications are subject to modification without notice. Contact **CSBattery** for the latest information.

Performance Characteristics



Battery Construction

Component	Positive plate	Negative plate	Container & Cover	Safety valve	Terminal	Separator	Electrolyte	Pillar seal
Features	Thick high Sn low Ca grid with special paste	Balanced Pb-Ca grid for improved recombination efficiency	Fire resistance ABS (UL94-V0)	Flame Si-Rubber and aging resistance	Female Copper Insert M8	Advanced AGM separator for high pressure cell design	Dilute high purity sulfuric acid	Two layers epoxy resin seal