

Deep Cycle Long Life AGM Battery

DC12-250

CSBattery DC series deep cycle long life VRLA AGM battery uses a different chemistry additives in the positive plates and special AGM separators, The DC series features 70% higher cyclic life with 15 years of float life when compared to the standard Duration range. This series is highly suited for very unreliable power applications requiring the batteries to provide extra cyclic life performance such as PV system applications, small RE systems and electric vehicles.

12V
250Ah

AGM
Technology

Deep
Cycle



Applications

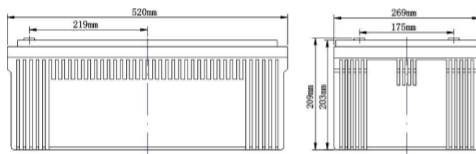
- Solar Systems
- Wheel chair, Golf Cart
- Telecom systems
- Cable TV Systems
- Emergency Power System

General Features

- Thicker plate with high Tin low Calcium alloy
- High Reliability and Good Quality
- Deep Discharge Recovery
- High Power Density
- Longer Service Life, in both Float or Cyclic

Dimensions & Weight

Length(mm)	520 ± 1
Width(mm)	269 ± 1
Height(mm)	203 ± 1
Total Height(mm)	207 ± 1
Weight(kg)	71.0 ± 3%



Technical Specifications

Nominal Voltage		12V(6 cells per unit)
Design Floating Life @25°C		15 Years
Nominal Capacity @25°C(20 hour rate@12.5A,10.8V)		250Ah
Capacity @25°C	10hour rate (21.6A,10.8V)	216Ah
	5 hour rate (38.2A,10.5V)	191Ah
	1 hour rate (138.6A,9.6V)	138.2Ah
Internal Resistance	Full Charged Battery@25°C	≤3.0mΩ
Ambient Temperature	Discharge	-15°C~45°C
	Charge	-15°C~45°C
	Storage	-15°C~45°C
Max.Discharge Current@25°C		1060A(5s)
Capacity affected by Temperature (10 hour)	40°C	105%
	25°C	100%
	0°C	85%
	-15°C	65%
Self-Discharge@25°C per Month		3%
Charge (Constant Voltage) @25°C	Standby Use	Initial Charging Current Less than 50A Voltage 13.6-13.8V
	Cycle Use	Initial Charging Current Less than 50A Voltage 14.4-14.9V

Battery Discharge Table

Discharge Constant Current per Cell (Amperes at 25°C)

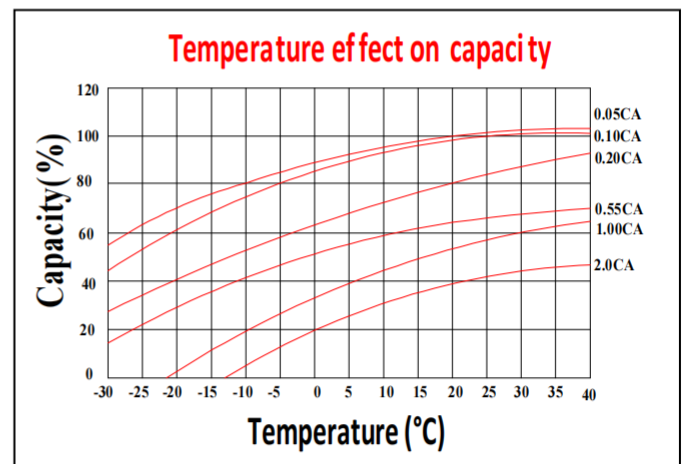
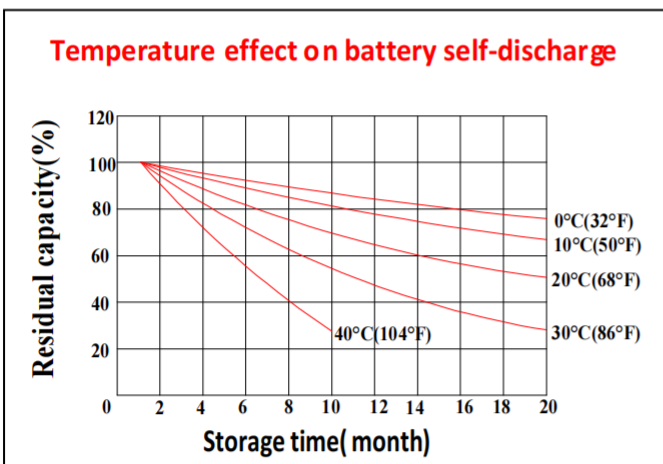
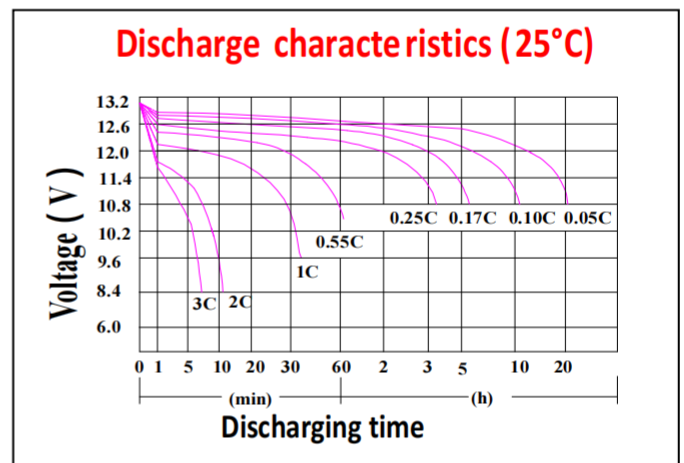
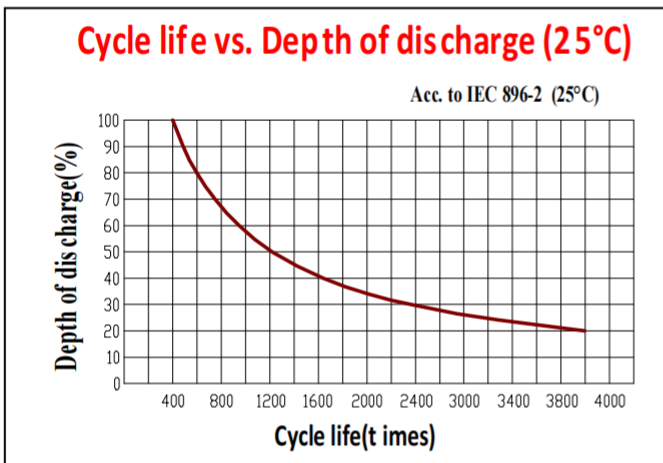
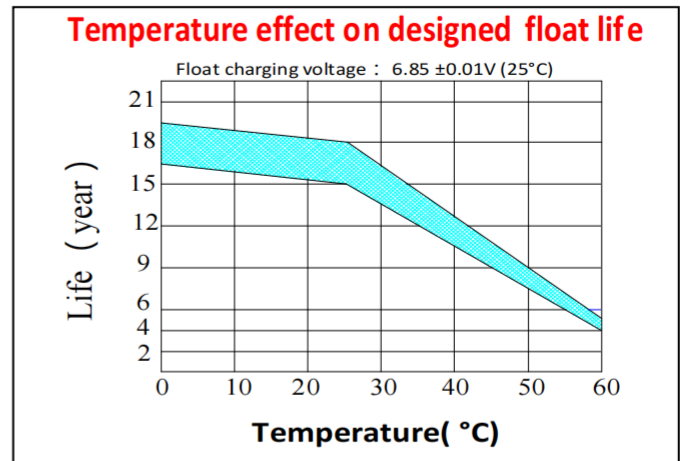
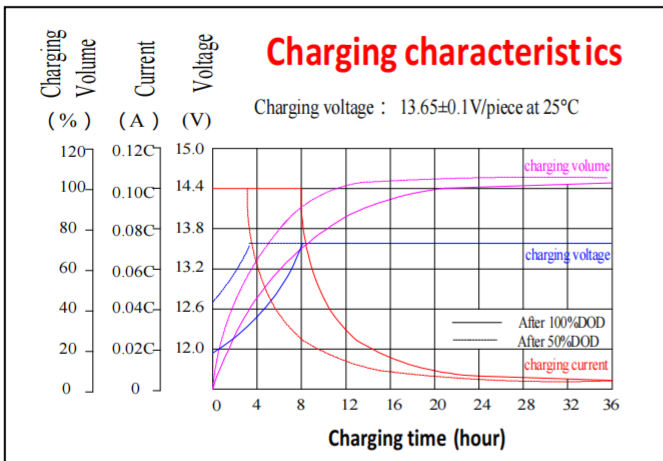
F.V/Time	15min	30min	45min	1h	2h	3h	5h	8h	10h	20h	100h
1.60V	374.9	223.1	158.4	138.6	84.6	59.4	40.4	26.7	23.8	13.3	2.88
1.65V	368.1	219.0	155.5	136.1	83.1	58.3	39.7	26.2	23.3	13.1	2.82
1.70V	361.2	215.0	152.6	133.6	81.5	57.2	38.9	25.7	22.9	12.9	2.77
1.75V	354.4	210.9	149.8	131.0	80.0	56.2	38.2	25.2	22.5	12.7	2.72
1.80V	340.8	202.8	144.0	126.0	76.9	54.0	36.7	24.2	21.6	12.5	2.66

Discharge Constant Power per Cell (Watts at 25°C)

F.V/Time	15min	30min	45min	1h	2h	3h	5h	8h	10h	20h	100h
1.60V	721.6	429.4	304.9	266.8	162.9	114.3	77.8	51.3	45.7	24.9	5.54
1.65V	708.5	421.6	299.4	262.0	159.9	112.3	76.3	50.4	44.9	24.5	5.44
1.70V	695.4	413.8	293.8	257.1	157.0	110.2	74.9	49.5	44.1	24.0	5.33
1.75V	682.3	406.0	288.3	252.3	154.0	108.1	73.5	48.5	43.2	23.6	5.23
1.80V	656.0	390.4	277.2	242.6	148.1	104.0	70.7	46.7	41.6	23.1	5.13

Note: The above data are average values, and can be obtained within 3 charge/discharge cycles. These are not minimum values. Cell and battery designs/specifications are subject to modification without notice. Contact **CSBattery** for the latest information.

Performance Characteristics



Battery Construction

Component	Positive plate	Negative plate	Container & Cover	Safety valve	Terminal	Separator	Electrolyte	Pillar seal
Features	Thick high Sn low Ca grid with special paste	Balanced Pb-Ca grid for improved recombination efficiency	Fire resistance ABS UL94-V0	Flame Si-Rubber and aging resister	Female Copper Insert M8(torque :10~11N.m)	Advanced AGM separator for high pressure cell design	Dilute high purity sulphuric acid	Two layers epoxy resin seal

Add: Building Evolution, Xingdong industry Park, NO.61, Liuxian 2nd Road, Baoan, Shenzhen, China.

Tel: +86-755-29123661 Email: Sales@CSBattery.cn, Support@CSBattery.cn

Website: www.CSBattery.cn