

Deep Cycle Long Life AGM Battery

DC2-200

CSBattery DC series deep cycle long life VRLA AGM battery uses a different chemistry additives in the positive plates and special AGM separators, The DC series features 70% higher cyclic life with 15 years of float life when compared to the standard Duration range. This series is highly suited for very unreliable power applications requiring the batteries to provide extra cyclic life performance such as PV system applications, small RE systems and electric vehicles.

2V
200Ah

AGM
Technology

Deep
Cycle



COMPLIED STANDARDS



Applications

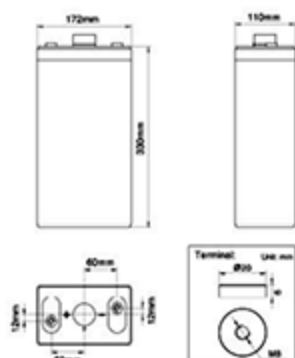
- >Solar Systems
- >Wheel chair, Golf Cart
- >Telecom systems
- >Cable TV Systems
- >Emergency Power System

General Features

- >Thicker plate with high Tin low Calcium alloy
- >High Reliability and Good Quality
- >Deep Discharge Recovery
- >High Power Density
- >Longer Service Life, in both Float or Cyclic

Dimensions & Weight

Length(mm/inch)	172/6.77
Width(mm/inch)	110/4.33
Height(mm/inch)	330/13
Total Height(mm/inch)	366/14.4
Weight(kg/lbs)	13/28.7



Technical Specifications

Nominal Voltage		2V(1 cell per unit)
Design Floating Life @25°C		10 Years
Nominal Capacity @25°C(10 hour rate@20.0A,1.8V)		200Ah
Capacity @25°C	20hour rate (10.6A,1.8V)	212Ah
	5 hour rate (35A, 1.75V)	175Ah
	1 hour rate (121A, 1.6V)	121Ah
Internal Resistance	Full Charged Battery@25°C	≤0.47mΩ
Ambient Temperature	Discharge	-15°C~45°C
	Charge	-15°C~45°C
	Storage	-15°C~45°C
Max.Discharge Current@25°C		400A(5s)
Capacity affected by Temperature (10 hour)	40°C	105%
	25°C	100%
	0°C	85%
	-15°C	65%
Self-Discharge@25°C per Month		3%
Charge (Constant Voltage) @25°C	Standby Use	Initial Charging Current Less than 30A Voltage 2.23-2.27V
	Cycle Use	Initial Charging Current Less than 30A Voltage 2.33-2.37V

Battery Discharge Table

Discharge Constant Current per Cell (Amperes at 25° C)

F.V/Time	15min	30min	45min	1h	2h	3h	5h	8h	10h	20h
1.60V	299	198	147	121	77	55	37	25	22.0	11.7
1.65V	294	194	145	119	76	54	37	24	21.6	11.4
1.70V	288	191	142	117	74	53	36	24	21.2	11.2
1.75V	283	187	139	114	73	52	35	23	20.8	11.0
1.80V	272	180	134	110	70	50	34	22	20.0	10.6

Discharge Constant Power per Cell (Watts at 25° C)

F.V/Time	15min	30min	45min	1h	2h	3h	5h	8h	10h	20h
1.60V	576	381	284	233	148	106	72	47	42.4	22.4
1.65V	565	374	279	229	146	104	71	47	41.6	22.0
1.70V	555	367	273	224	143	102	69	46	40.8	21.6
1.75V	545	360	268	220	140	100	68	45	40.0	21.2
1.80V	524	347	258	212	135	96	65	43	38.5	20.4

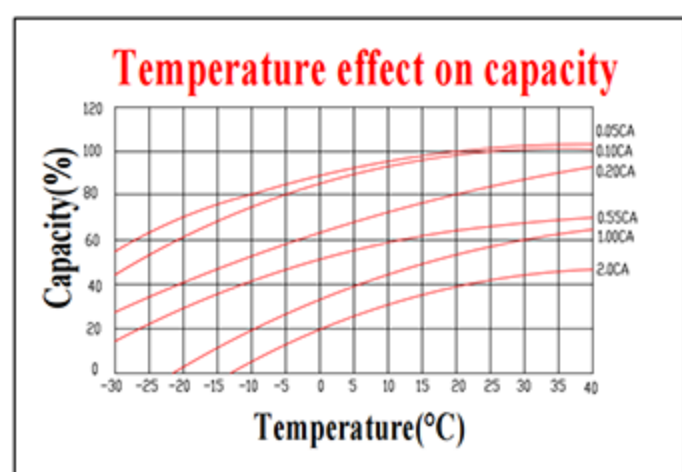
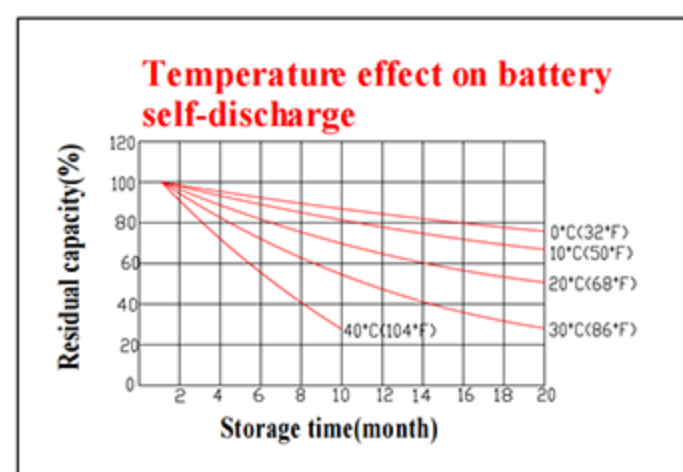
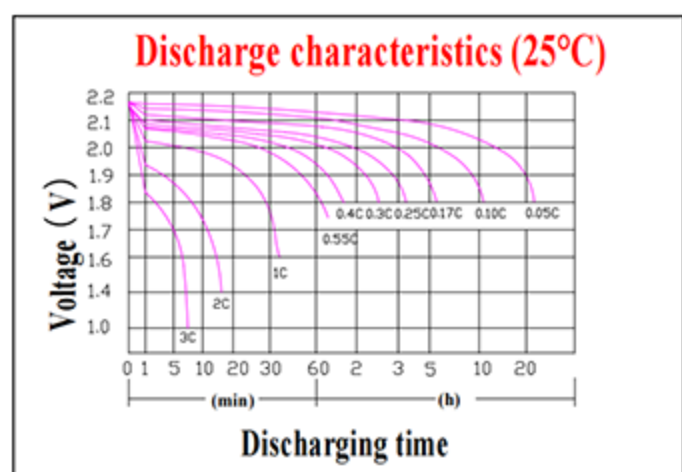
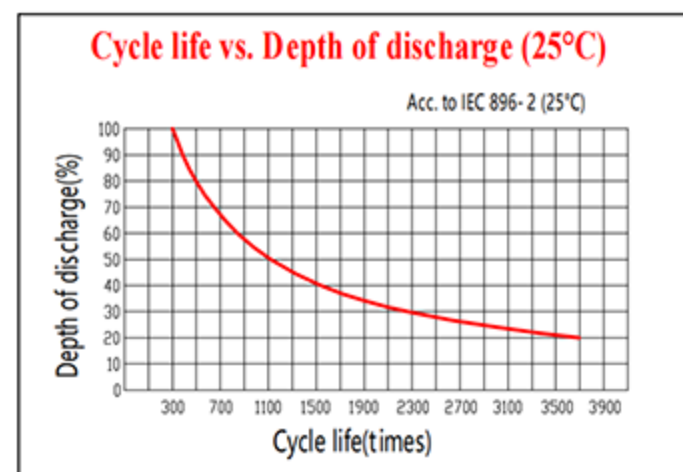
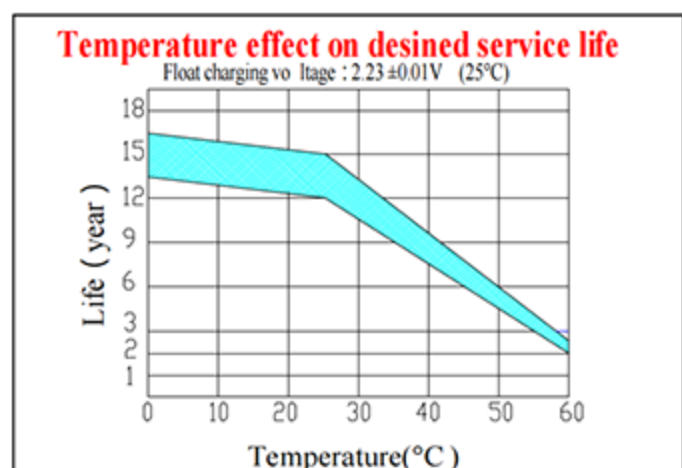
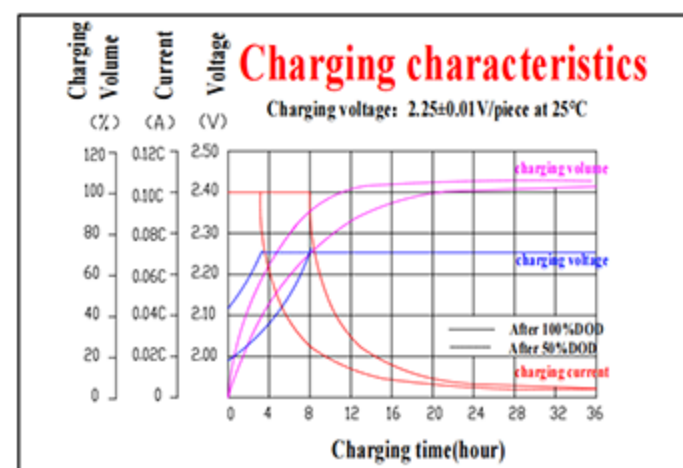
Note: The above data are average values, and can be obtained within 3 charge/discharge cycles. These are not minimum values. Cell and battery designs/specifications are subject to modification without notice. Contact CSBattery for the latest information.

Copyright© 2016 CSBattery Energy Co., Limited

Deep Cycle Long Life AGM Battery

DC2-200

Performance Characteristics



Battery Construction

Component	Positive plate	Negative plate	Container & Cover	Safety valve	Terminal	Separator	Electrolyte	Pillar seal
Features	Thick high Sn low Ca grid with special paste	Balanced Pb-Ca grid for improved recombination efficiency	Fire resistance ABS (UL94-V0)	Flame Si-Rubber and aging resistance	Female Copper Insert M8	Advanced AGM separator for high pressure cell design	Dilute high purity sulfuric acid	Two layers epoxy resin seal

Copyright© 2016 CSBattery Energy Co., Limited