

Sealed Lead Acid Durable AGM Battery

GB12-26

CSBattery GB series AGM batteries are designed to have a large amount of stored current discharged between charging sessions, with very heavy non-porous battery plates to withstand repeated major discharging and charging cycle. The CSBattery VRLA AGM battery uses a different chemistry for the plates active paste material, and a slightly stronger electrolyte than normal battery electrolyte, thus the GB range features higher cyclic life with 10 years of float life when compared to the standard Duration range.

12V
26Ah

AGM
Technology

VRLA
Battery



Applications

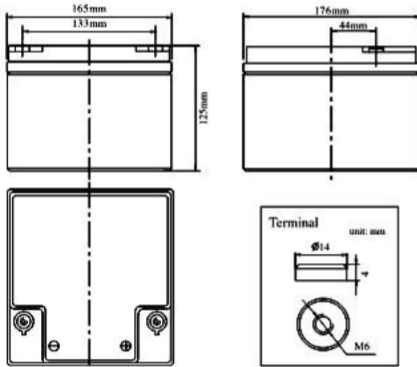
- Telecom Control Equipments
- UPS systems, Inverter
- Power Equipments
- Solar&Wind
- Emergency Power Systems

General Features

- ✓ 30% more cyclic life through innovation at the PAM additives
- ✓ Long life expectancy of 10 years in floating condition
- ✓ Thick flat plate with high Tin low Calcium alloy
- ✓ Excellent deep discharge recovery capability
- ✓ Deep cycle performance: up to 700 cycles@50%DOD

Dimensions & Weight

Length(mm/inch)	165/6.5
Width(mm/inch)	176/6.93
Height(mm/inch)	125/4.92
Total Height (mm/inch)	125/4.92
Weight(kg/lbs)(±3%)	8.3/18.3



Technical Specifications

Nominal Voltage		12V(6 cells per unit)
Design Floating Life @25°C		8 Years
Nominal Capacity @25°C(10 hour rate@2.60A,10.8V)		26Ah
Capacity @25°C	20hour rate (1.44A,10.8V)	28.8Ah
	5 hour rate (4.8A,10.5V)	24.0Ah
	1 hour rate (14.3A,9.6V)	14.3Ah
Internal Resistance	Full Charged Battery@25°C	≤13.0mΩ
Ambient Temperature	Discharge	-15°C~45°C
	Charge	-15°C~45°C
	Storage	-15°C~45°C
Max.Discharge Current@25°C		156A (5s)
Capacity affected by Temperature (10 hour)	40°C	105%
	25°C	100%
	0°C	85%
	-15°C	65%
Self-Discharge@25°C per Month		3%
Charge (Constant Voltage) @25°C	Standby Use	Initial Charging Current Less than 6.5A Voltage 13.6-13.8V
	Cycle Use	Initial Charging Current Less than 6.5A Voltage 14.4-14.9V

COMPLIED STANDARDS



Battery Discharge Table

Discharge Constant Current per Cell (Amperes at 25°C)

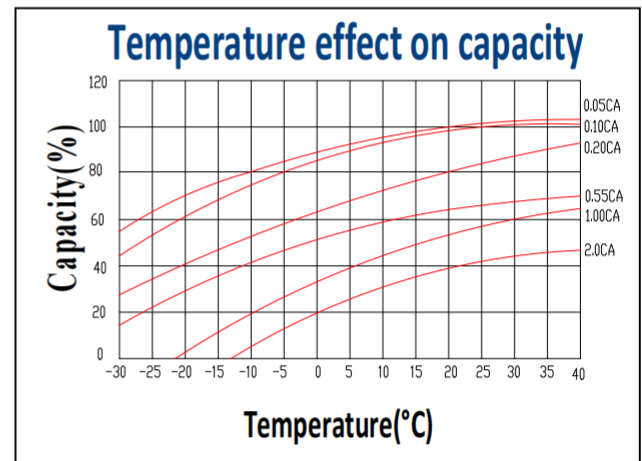
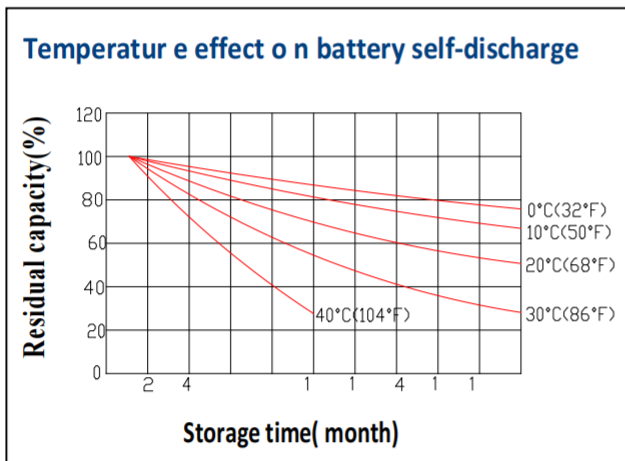
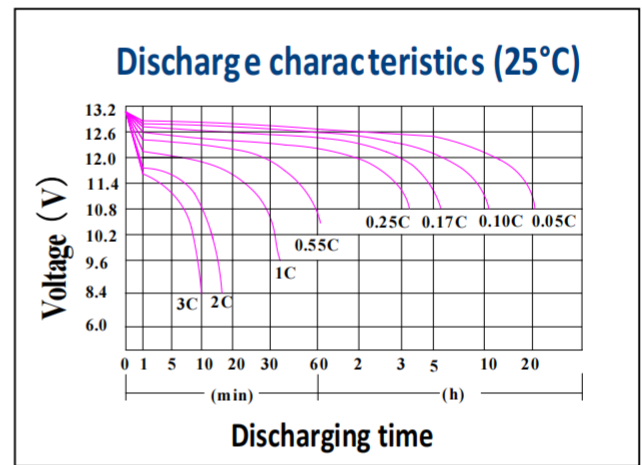
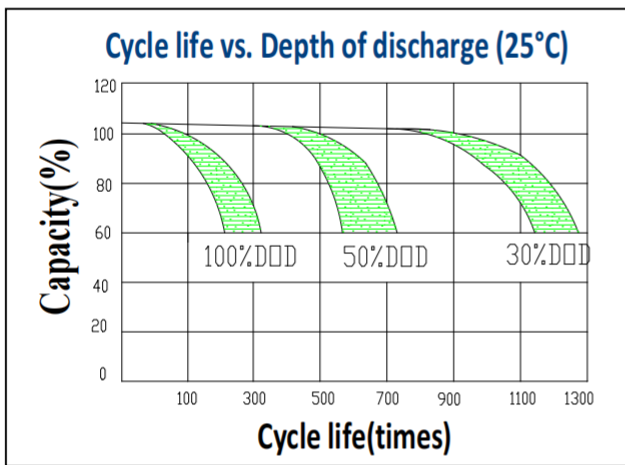
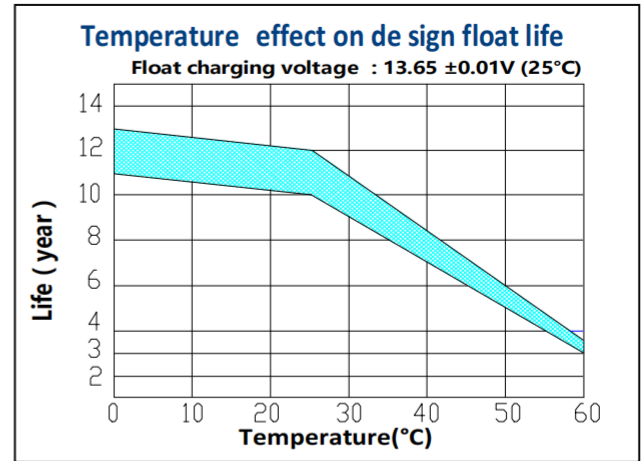
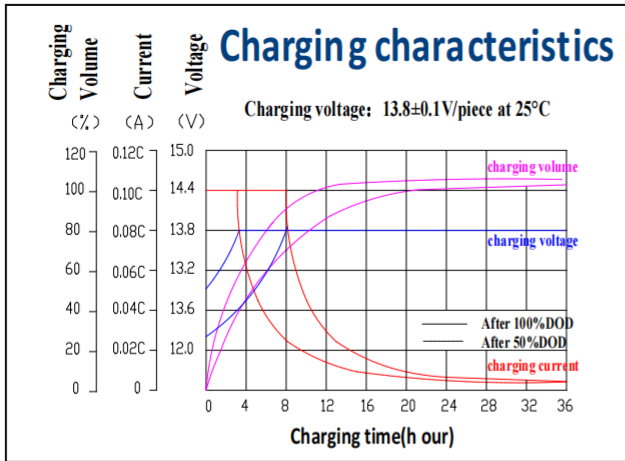
F.V/Time	15min	30min	45min	1h	2h	3h	5h	8h	10h	20h
1.60V	43.9	27.3	19.6	17.3	10.5	7.7	5.0	3.0	2.70	1.50
1.65V	42.1	26.6	19.1	16.8	10.3	7.6	4.9	3.0	2.68	1.49
1.70V	40.2	25.9	18.5	16.4	10.2	7.4	4.8	3.0	2.65	1.47
1.75V	38.4	25.1	18.0	15.9	9.9	7.2	4.8	2.9	2.63	1.46
1.80V	36.6	24.4	17.5	15.4	9.7	7.1	4.7	2.9	2.60	1.44

Discharge Constant Power per Cell (Watts at 25°C)

F.V/Time	15min	30min	45min	1h	2h	3h	5h	8h	10h	20h
1.60V	81.9	50.9	36.5	32.3	19.7	14.4	9.3	5.6	5.0	2.8
1.65V	78.5	49.6	35.6	31.4	19.3	14.1	9.1	5.6	5.0	2.8
1.70V	75.0	48.2	34.6	30.5	18.9	13.8	9.0	5.5	4.9	2.7
1.75V	71.6	46.8	33.6	29.7	18.5	13.5	8.9	5.5	4.9	2.7
1.80V	68.2	45.5	32.6	28.8	18.0	13.2	8.7	5.4	4.8	2.7

Note: The above data are average values, and can be obtained within 3 charge/discharge cycles. These are not minimum values. Cell and battery designs/specifications are subject to modification without notice. Contact CSBattery for the latest information.

Performance Characteristics



Battery Construction

Component	Positive plate	Negative plate	Container & Cover	Safety valve	Terminal	Separator	Electrolyte	Pillar seal
Features	Thick high Sn low Ca grid with special paste	Balanced Pb-Ca grid for improved recombination efficiency	Fire resistance ABS (UL94-V0)	Flame Si-Rubber and aging resistance	Female Copper Insert M8	Advanced AGM separator for high pressure cell design	Dilute high purity sulfuric acid	Two layers epoxy resin seal

Add: Building Evolution, Xingdong industry Park, NO.61, Liuxian 2nd Road, Baoan, Shenzhen, China.

Tel: +86-755-29123661 Email: Sales@CSBattery.cn, Support@CSBattery.cn

Website: www.CSBattery.cn