

Solar Battery SX2-2500 2V 2500Ah



SX series designed for true-deep cycle solar applications, with features like thick, pure virgin lead plates (99.996%), heavy-duty over-the-partition welds, super-C additive and a proprietary gel formulation designed for years of cycling long service life. SX is well-suited to all deep-cycle off-grid solar power system, from commercial to personal, solar sites.

SX can provide the best and reliable service under extreme conditions such as high temperature and frequent power outages for Solar project . SX is the highly reliable, safe, and maintenance-free option.

Long Life

GEL Technology

Deep Cycle



COMPLIED STANDARDS
IEC 60896-21/22 JIS C8704
IEC61427 BS6290 part4
GB/T 19638 CE/ISO

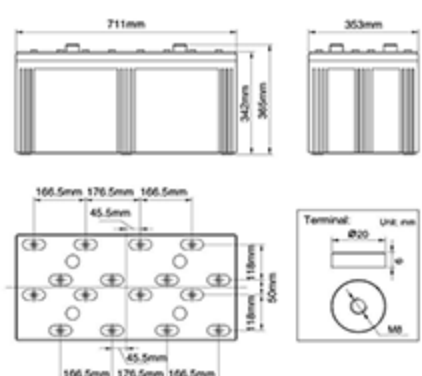


General Features

- Able to operate at 40-60°C
- DOD 50% 1500 times Cycles
- Integrated design to ensure the best Uniformity and reliability
- Long life and high stability under high temp. environment (no air-con needed)
- Use super-C additives: Deep discharge recovery capability

Dimensions & Weight

Length(mm/inch)	712/28.1
Width(mm/inch)	353/13.9
Height(mm/inch)	342/13.5
Total Height(mm/inch)	365/14.4
Weight(kg/lbs)(±3%)	180.5/398



Technical Specifications

Nominal Voltage		2V(Single Cell)
Design Floating Life @25°C		20 Years
Nominal Capacity @25°C(10 hour rate@250.0A,1.8V)		2500Ah
Capacity @25°C	20hour rate (132.5A,1.8V)	2650Ah
	5 hour rate (437A,1.75V)	2185Ah
	1 hour rate (1458A,1.6V)	1458Ah
Internal Resistance	Full Charged Battery@25°C	≤0.10mΩ
Ambient Temperature	Discharge	-20°C~60°C
	Charge	-10°C~60°C
	Storage	-20°C~60°C
Max.Discharge Current@25°C		5000A(5s)
Capacity affected by Temperature (10 hour)	40°C	102%
	25°C	100%
	0°C	90%
	-15°C	70%
Self-Discharge@25°C per Month		3%
Charge (Constant Voltage) @25°C	Standby Use	Initial Charging Current Less than 375A Voltage 2.23-2.27V
	Cycle Use	Initial Charging Current Less than 375A Voltage 2.33-2.37V

Battery Discharge Table

Discharge Constant Current per Cell (Amperes at 25° C)

F.V/Time	5min	10min	15min	30min	45min	1h	2h	3h	5h	8h	10h	20h
1.60V	8382	5412	4488	2338	1760	1458	949	679	462	308	275	145.8
1.65V	8230	5314	4406	2295	1728	1431	932	667	454	302	270	143.1
1.70V	8077	5215	4325	2253	1696	1405	914	655	445	297	265	140.5
1.75V	7925	5117	4243	2210	1664	1378	897	642	437	291	260	137.8
1.80V	7620	4920	4080	2125	1600	1325	863	618	420	280	250	132.5

Discharge Constant Power per Cell (Watts at 25°C)

F.V/Time	5min	10min	15min	30min	45min	1h	2h	3h	5h	8h	10h	20h
1.60V	16135	10418	8639	5717	4256	3494	2223	1588	1080	711	635.3	336.7
1.65V	15842	10229	8482	5613	4179	3430	2183	1559	1060	699	623.7	330.6
1.70V	15549	10039	8325	5509	4101	3367	2143	1530	1041	686	612.2	324.4
1.75V	15255	9850	8168	5405	4024	3303	2102	1502	1021	673	600.6	318.3
1.80V	14669	9471	7854	5198	3869	3176	2021	1444	982	647	577.5	306.1

Note: The above data are average values, and can be obtained within 3 charge/discharge cycles. These are not minimum values. Cell and battery designs/specifications are subject to modification without notice. Contact CSBattery for the latest information.

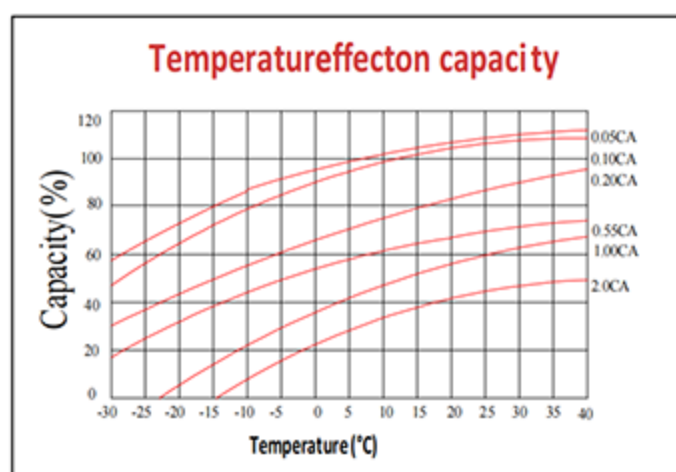
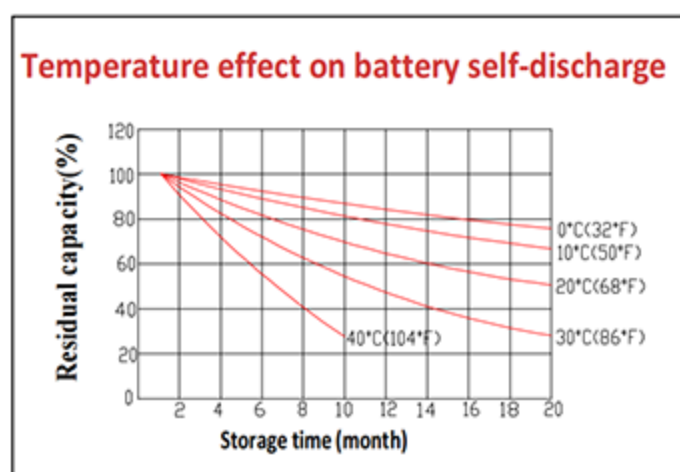
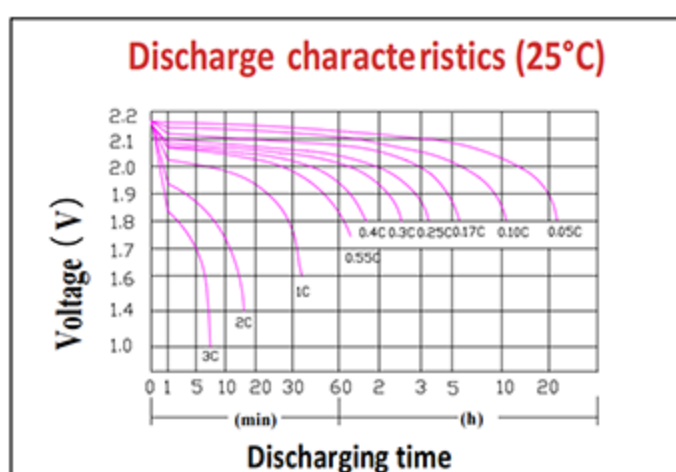
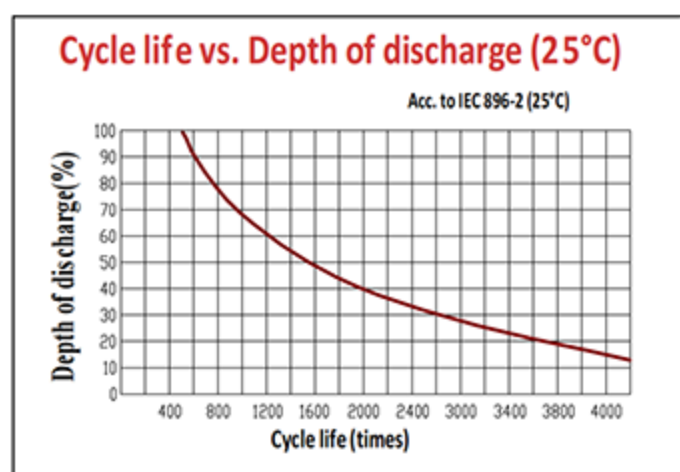
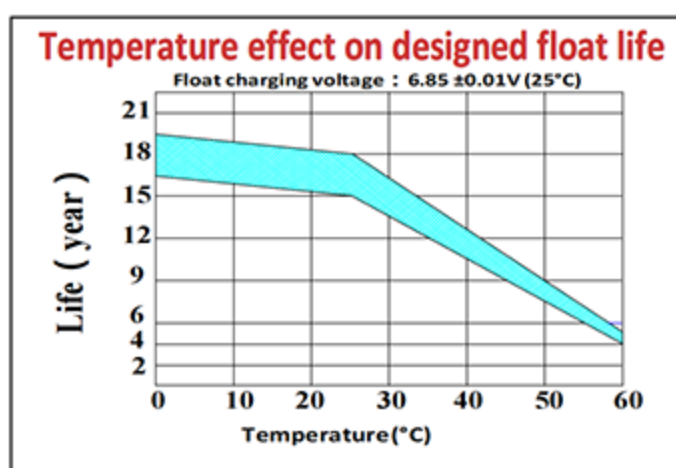
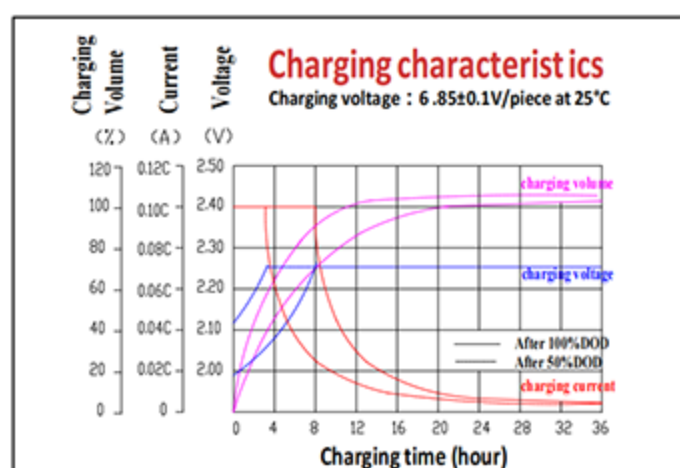
Durable Battery Choose CSBattery

Copyright© 2016 CSBattery Energy Co., Limited

Solar Battery SX2-2500 2V 2500Ah



Performance Characteristics



Battery Construction

Component	Positive plate	Negative plate	Container & Cover	Safety valve
Features	Thick high Sn low Ca grid with Special paste	Balanced Pb-Ca grid for improved recombination efficiency	Fire resistant e ABS (UL94-V0optional)	Flame Si-Rubber and aging resistance
Component	Terminal	Separator	Electrolyte	Pillar seal
Features	Female Copper Insert	Advanced PVC /AGM separator for high pressure cell design	German Evonik Silicon GEL	Two layers epoxy resin seal

Add: Building Evolution, Xingdong industry Park, NO.61, Liuxian 2nd Road, Baoan, Shenzhen, China.
Tel: +86-755-29123661 Email: Sales@CSBattery.cn , Support@CSBattery.cn
Website: www.CSBattery.cn

Durable Battery Choose CSBattery

Copyright© 2016 CSBattery Energy Co., Limited