

Front Terminal AGM Telecom Battery

FB12-105

CSBattery FB12 Series is specially designed for telecom use with 8-10 years design life in float service. By adopting a new AGM separator and centralized venting system, the battery can be installed in any position while maintaining high reliability. The dimensions of the FT series are designed for 19" and 23" cabinet installation. It is suitable for telecom EPS, applications.

12V
105Ah

GEL
Technology

Telecom
Battery



COMPLIED STANDARDS

IEC 60896-21/22 JIS C8704
YD/T799 BS6290 part4
GB/T 19638 CE

Applications

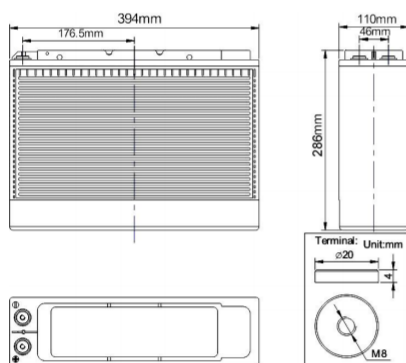
- Telecom Control Equipment
- UPS systems, Inverter
- Power Equipment
- Solar & Wind
- Emergency Power Systems

General Features

- ✓ Advanced AGM technology, and Maintenance-free operation;
- ✓ Front access terminal with standard width for 19" and 23" ETSI racks;
- ✓ Fire resistance ABS container;
- ✓ Long float service life 10years;
- ✓ Low self discharge <3%.

Dimensions & Weight

Length(mm)	394±1
Width(mm)	110±1
Height(mm)	286±1
Total Height(mm)	286±1
Weight(kg)	30.5±3%



Technical Specifications

Nominal Voltage		12V(6 cells per unit)
Design Floating Life @25°C		10 Years
Nominal Capacity @25°C(10 hour rate@10.5A,10.8V)		105Ah
Capacity @25°C	20hour rate (5.57A,10.8V)	111.4Ah
	5 hour rate (18.5A,10.5V)	92.5Ah
	1 hour rate (67.0A,9.6V)	67.0Ah
Internal Resistance	Full Charged Battery@25°C	≤5.5mΩ
Ambient Temperature	Discharge	-15°C~45°C
	Charge	-15°C~45°C
	Storage	-15°C~45°C
Max.Discharge Current@25°C		630A(5s)
Capacity affected by Temperature (10 hour)	40°C	105%
	25°C	100%
	0°C	85%
	-15°C	65%
Self-Discharge@25°C per Month		3%
Charge (Constant Voltage) @25°C	Standby Use	Initial Charging Current Less than 26A Voltage 13.6-13.8V
	Cycle Use	Initial Charging Current Less than 26A Voltage 14.4-14.9V

Battery Discharge Table

Charge Cons and Current per Ampere

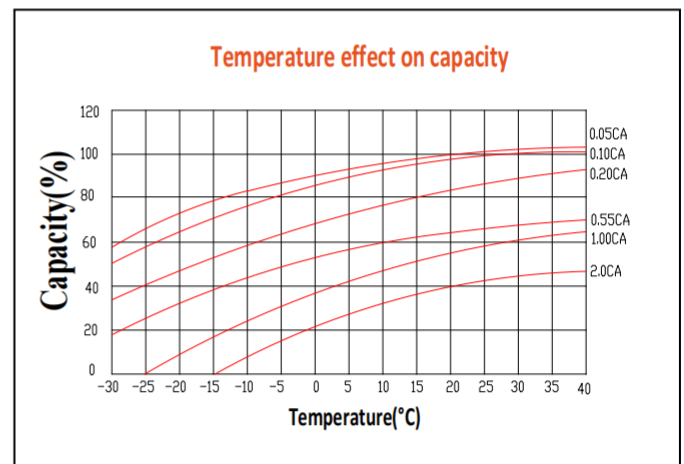
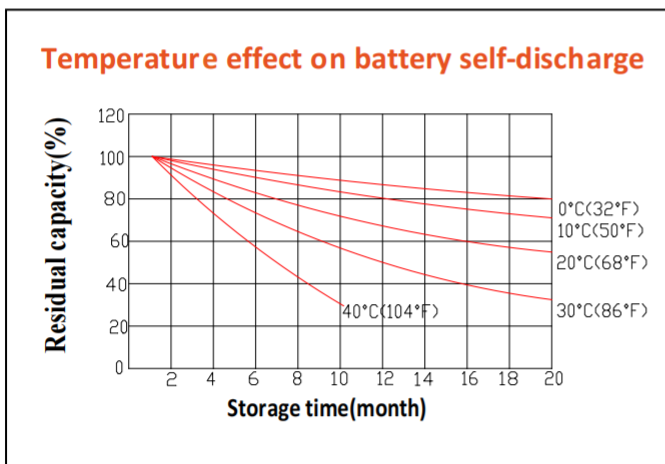
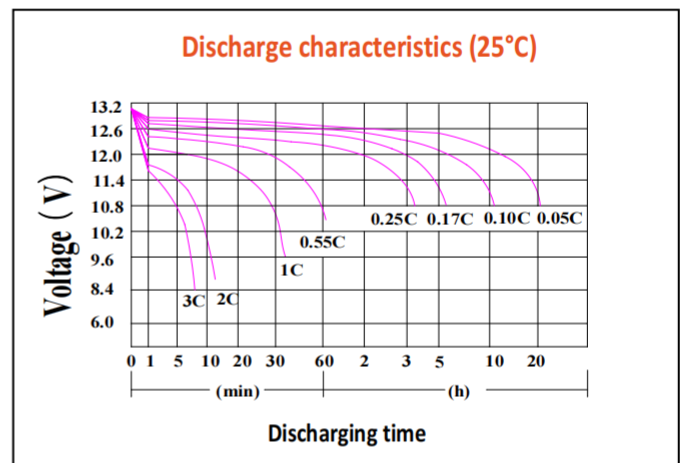
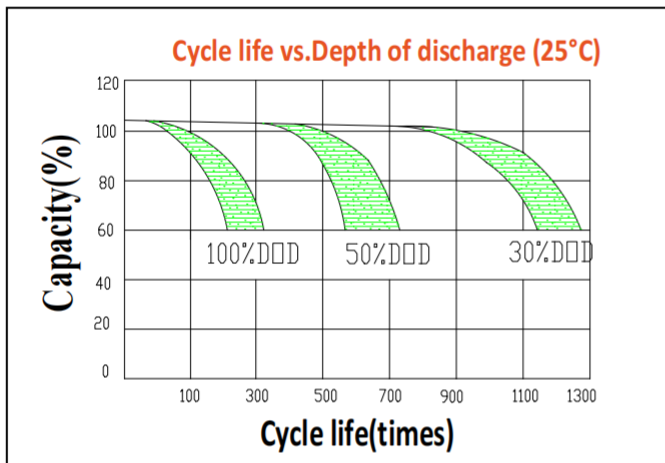
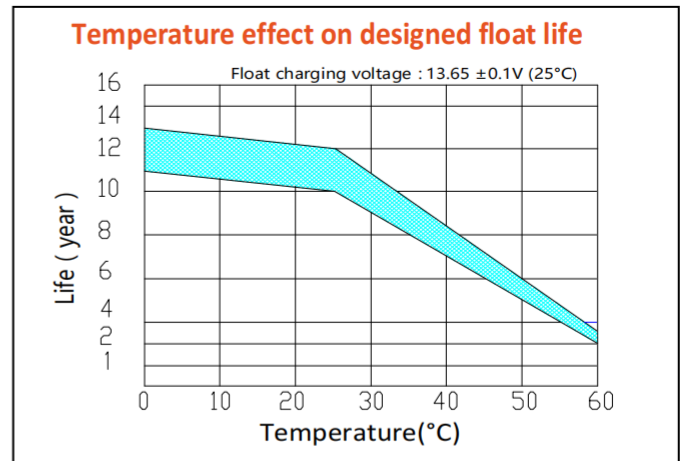
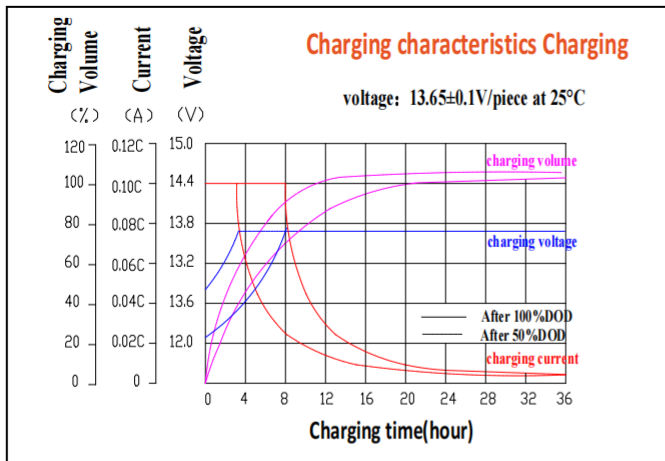
F.V/Time	10min	15min	30min	45min	1h	2h	3h	5h	8h	10h	20h
1.60V	244.1	189.5	113.7	84.5	67.0	39.4	29.0	19.5	13.3	11.0	5.83
1.65V	225.9	179.0	109.9	81.3	65.0	38.1	28.0	19.2	13.2	10.8	5.78
1.70V	209.5	168.1	106.9	78.3	62.5	37.1	27.3	18.8	13.0	10.7	5.71
1.75V	195.6	157.5	101.3	74.9	60.0	36.1	26.7	18.5	12.8	10.6	5.66
1.80V	176.0	147.7	97.8	72.1	57.9	34.8	25.8	18.1	12.6	10.5	5.57

Discharge Constant Power per Cell (Watts at 25°C)

F.V/Time	10min	15min	30min	45min	1h	2h	3h	5h	8h	10h	20h
1.60V	439.1	362.4	221.7	160.5	128.5	74.7	55.3	37.7	26.0	21.5	11.2
1.65V	411.0	346.7	212.0	155.1	125.1	72.7	53.9	37.1	25.8	21.3	11.1
1.70V	384.8	323.1	203.3	150.2	120.8	71.0	52.6	36.5	25.5	21.1	11.0
1.75V	362.1	303.1	193.5	144.2	116.3	69.3	51.6	36.0	25.2	20.9	10.9
1.80V	327.8	284.6	185.6	139.3	112.6	67.0	50.1	35.3	24.9	20.8	10.8

Note: The above data are average values, and can be obtained within 3 charge/discharge cycles. These are not minimum values. Cell and battery designs/specifications are subject to modification without notice. Contact CSBattery for the latest information.

Performance Characteristics



Battery Construction

Component	Positive plate	Negative plate	Container & Cover	Safety valve	Terminal	Separator	Electrolyte	Pillar seal
Features	Thick high Sn low Ca grid with special paste	Balanced Pb-Ca grid for improved recombination efficiency	Fire resistance ABS (UL94-V0 optional)	Flame Si-Rubber and aging resistance	Female Copper Insert M6(torque :3~4N.m)	Advanced AGM separator for high pressure cell design	Dilute high purity sulfuric acid	Two layers epoxy resin seal

Add: Building Evolution, Xingdong industry Park, NO.61, Liuxian 2nd Road, Baoan, Shenzhen, China.

Tel: +86-755-29123661 Email: Sales@CSBattery.cn, Support@CSBattery.cn

Website: www.CSBattery.cn