

High Discharge Rate AGM Battery

HR12-170W

CSBattery HR (High Rate) series Valve Regulated Lead Acid (VRLA) battery is designed for heavy load discharge applications with 8 years design life in float service. By using strong grids, thick plate and specially designed active material. It is with lower I.R, lower self discharge rate, high power, and longer service life. The HR series battery offers 30% more power output than the standard series. It is suitable for high power standby used, such as datacenter, UPS, EPS etc.

**12V
170W**

**AGM
Technology**

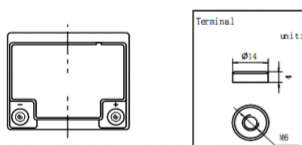
**Higt Rate
Discharge**



COMPLIED STANDARDS



Dimensions & Weight



General Features

- Thicker plate with high Tin low Calcium alloy
- High Reliability and Good Quality
- Deep Discharge Recovery
- High Power Density
- Longer Service Life, in both Float or Cyclic

Technical Specifications

Battery Dimensions	Length	198mm
	Width	166mm
	Height	174mm
	Total Height	174mm
Box Dimensions	Length	212mm
	Width	180mm
	Height	220mm
Quantity Per Box	1 PC per box	
Net weight Per Cell	13.8 kg±3%	
Net weight Per Box	13.8kg	
Gross Weight	14.6kg	

Nominal Voltage		12V
Watts/cell@15min		170W
Capacity 25°C(77°F)	10 hour rate (4.2A)	42Ah
	5 hour rate (7.7A)	38.5 Ah
	1 hour rate (28.2A)	28.2Ah
Internal Resistance	Full Charged Battery 25°C	≤9.5m Ω
Capacity affected by Temperature (10 hour)	40°C (104°F)	102%
	25°C (77°F)	100%
	0°C (32°F)	85%
	-15°C (5°F)	65%
Self-Discharge 25°C(77°F) Capacity	after 3 month storage	90%
	after 6 month storage	80%
	after 12 month storage	62%
Charge (Constant Voltage) 25°C (77°F)	Float	Initial Charging Current Less than 8.4A Voltage 13.6-13.8V
	Cycle	Initial Charging Current Less than 8.4A Voltage 14.4-14.9V

Battery Discharge Table

Discharge Constant Power per Cell (Watts at 77° F25° C)

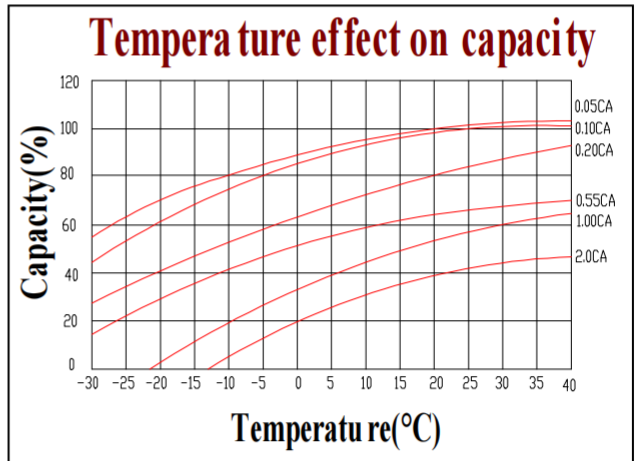
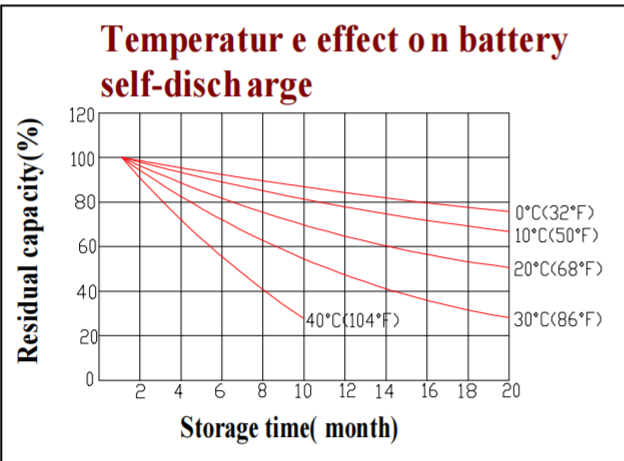
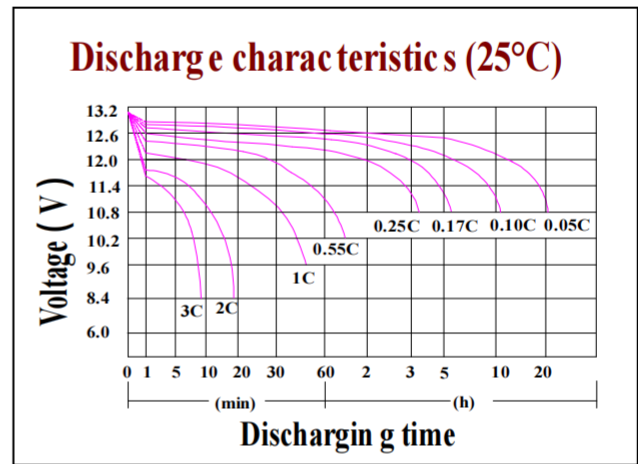
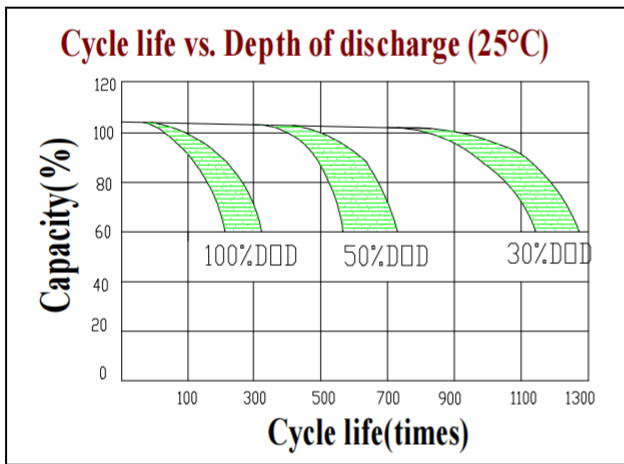
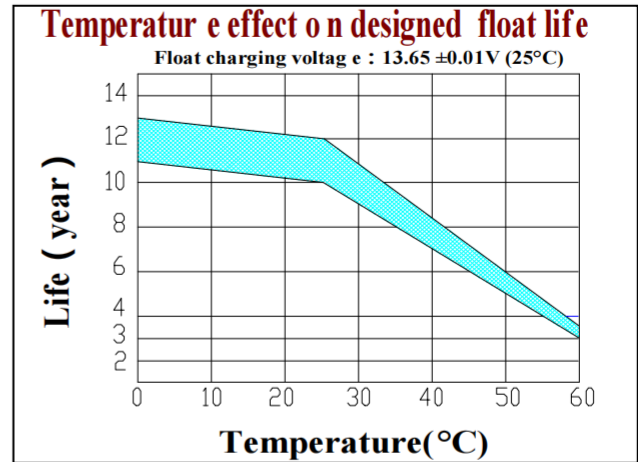
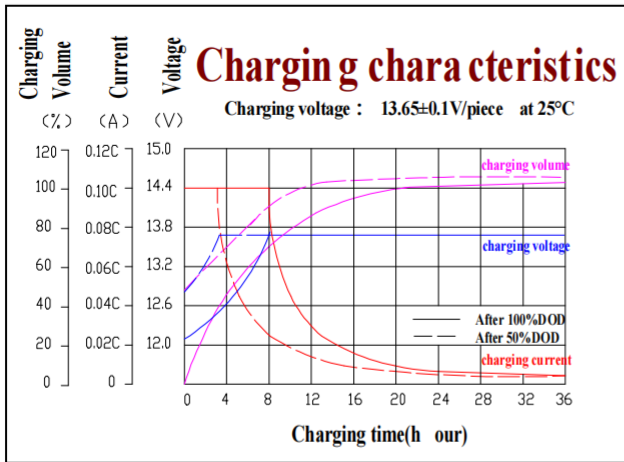
F.V/Time	5min	10min	15min	20min	25min	30min	45min	60min	90min	2h	3h	10h
1.60V	258.5	215.4	173.2	154.2	129.3	104.3	75.8	52.6	44.0	33.3	24.1	8.6
1.67V	253.7	211.5	170.0	152.3	126.8	102.3	74.4	51.6	43.2	32.7	23.7	8.4
1.70V	249.1	207.6	166.9	149.5	124.5	100.5	73.0	50.6	42.3	32.0	23.2	8.3
1.75V	244.3	203.6	163.8	144.8	122.2	98.6	71.7	49.7	41.5	31.4	22.8	8.1
1.80V	235.0	195.8	157.4	138.6	117.5	94.8	68.9	47.8	39.9	30.3	21.9	7.8

Discharge Constant Current per Cell (Amperes at 77° F 25° C)

F.V/Time	5min	10min	15min	20min	25min	30min	45min	60min	90min	2h	3h	10h
1.60V	138.6	115.5	92.9	82.7	69.3	55.9	40.6	28.2	23.6	17.9	12.9	4.62
1.67V	136.0	113.4	91.2	81.7	68.0	54.9	39.9	27.7	23.2	17.5	12.7	4.52
1.70V	133.5	111.3	89.5	80.2	66.8	53.9	39.2	27.1	22.7	17.2	12.4	4.46
1.75V	131.0	109.2	87.8	77.6	65.5	52.9	38.4	26.7	22.3	16.9	12.2	4.36
1.80V	126.0	105.0	84.4	74.3	63.0	50.8	37.0	25.6	21.4	16.2	11.8	4.20

Note: The above data are average values, and can be obtained within 3 charge/discharge cycles. These are not minimum values. Cell and battery designs/specifications are subject to modification without notice. Contact **CSBattery** for the latest information.

Performance Characteristics



Battery Construction

Component	Positive plate	Negative plate	Container	Cover	Safety valve	Terminal	Separator	Electrolyte
Raw material	Lead dioxide	Lead	ABS	ABS	Si-Rubber	Copper	Fiberglass	Sulfuric acid