

High Discharge Rate AGM Battery

HR12-770W

CSBattery HR (High Rate) series Valve Regulated Lead Acid (VRLA) battery is designed for heavy load discharge applications with 8 years design life in float service. By using strong grids, thick plate and specially designed active material. It is with lower I.R, lower self discharge rate, high power, and longer service life. The HR series battery offers 30% more power output than the standard series. It is suitable for high power standby used, such as datacenter, UPS, EPS etc.

12V
770W

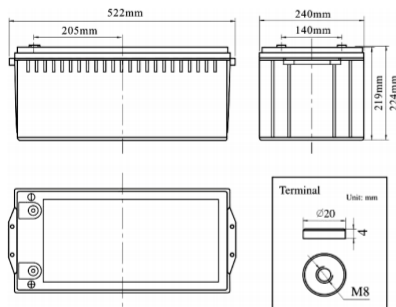
AGM
Technology

High Rate
Discharge



Dimensions & Weight

General Features



- Thicker plate with high Tin low Calcium alloy
- High Reliability and Good Quality
- Deep Discharge Recovery
- High Power Density
- Longer Service Life, in both Float or Cyclic

Technical Specifications

COMPLIED STANDARDS



Battery Dimensions	Length	522mm
	Width	240mm
	Height	219mm
	Total Height	225mm
Box Dimensions	Length	537mm
	Width	255mm
	Height	299mm
Quantity Per Box		1 PC per box
Net weight Per Cell		68 kg±3%
Net weight Per Box		68kg
Gross Weight		68.8kg

Nominal Voltage		12V
Watts/cell@15min		770W
Capacity 25°C(77°F)	10 hour rate (22.0A)	220Ah
	5 hour rate (36A)	180Ah
	1 hour rate (130A)	130Ah
Internal Resistance	Full Charged Battery 25°C	≤3.1m Ω
Capacity affected by Temperature (10 hour)	40°C (104°F)	102%
	25°C (77°F)	100%
	0°C (32°F)	85%
	-15°C (5°F)	65%
Self-Discharge 25°C(77°F) Capacity	after 3 month storage	90%
	after 6 month storage	80%
	after 12 month storage	62%
Charge (Constant Voltage) 25°C (77°F)	Float	Initial Charging Current Less than44.0A Voltage 13.6-13.8V
	Cycle	Initial Charging Current Less than44.0A Voltage 14.4-14.9V

Battery Discharge Table

Discharge Constant Power per Cell (Watts at 77° F25° C)

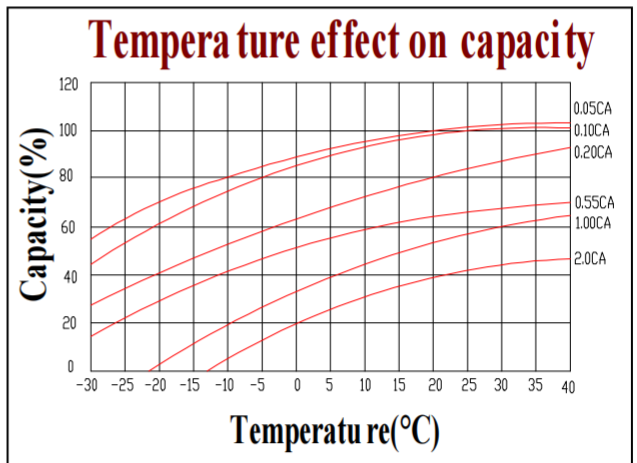
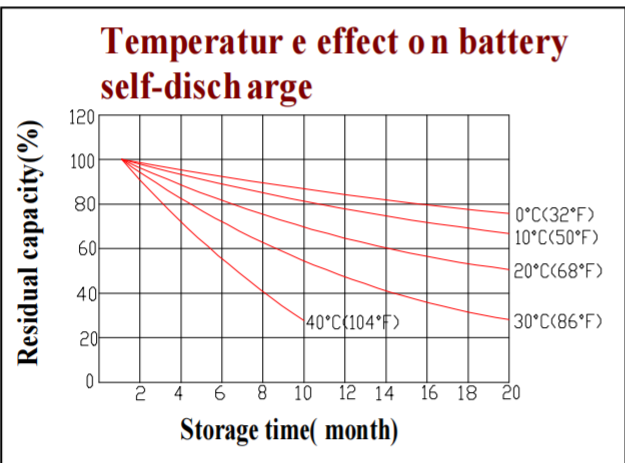
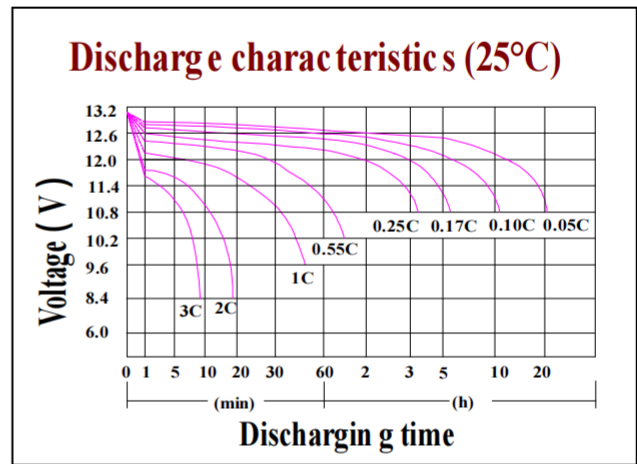
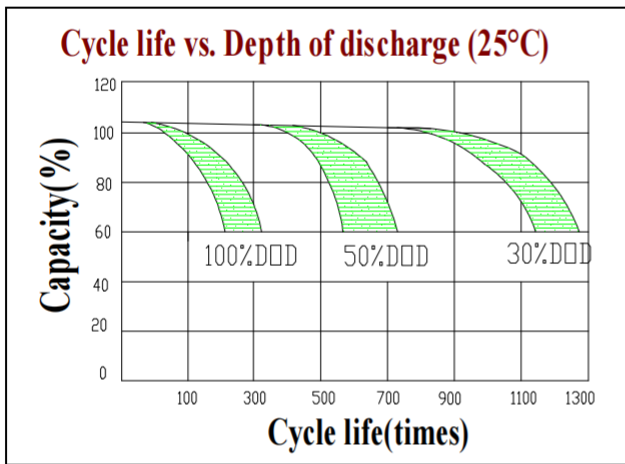
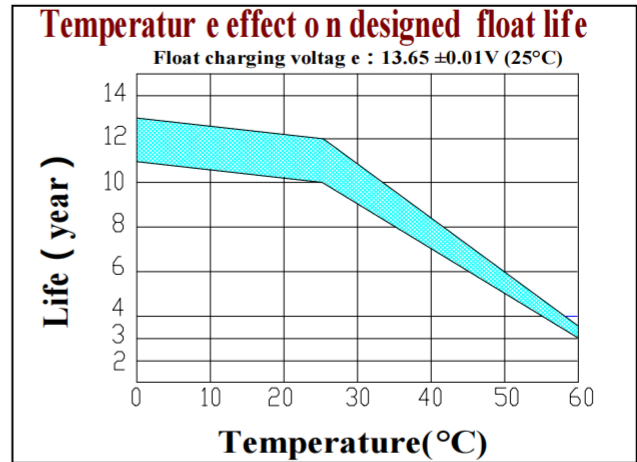
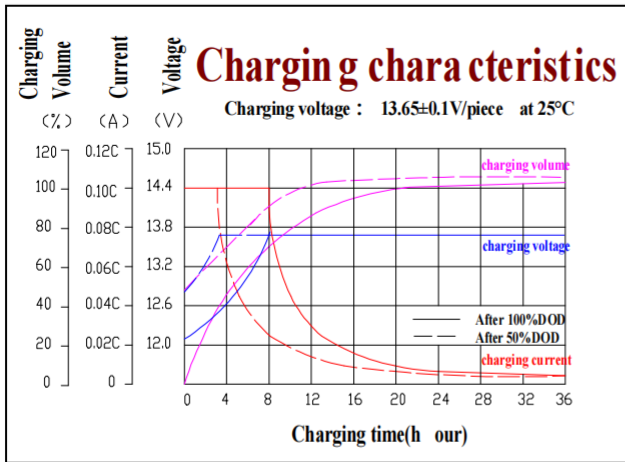
F.V/Time	10min	15min	20min	25min	30min	45min	60min	90min	2h	3h	10h
1.60V	992.8	789.8	639.1	541.7	474.0	397.0	275.4	230.2	174.4	126.2	45.1
1.67V	974.8	770.0	631.1	531.5	465.1	389.8	270.3	226.2	171.3	124.1	44.1
1.70V	956.8	761.4	619.4	521.9	456.6	382.6	265.2	221.4	167.7	121.6	43.6
1.75V	938.7	746.9	599.8	512.2	448.2	375.4	260.5	217.4	164.6	119.5	42.6
1.80V	902.7	718.0	574.4	492.4	430.8	361.1	250.3	209.3	158.5	114.9	41.0

Discharge Constant Current per Cell (Amperes at 77° F 25° C)

F.V/Time	10min	15min	20min	25min	30min	45min	60min	90min	2h	3h	10h
1.60V	532.4	423.5	342.7	290.5	254.1	212.9	147.7	123.5	93.5	67.7	24.2
1.67V	522.7	415.7	338.4	285.0	249.4	209.0	144.9	121.3	91.9	66.6	23.7
1.70V	513.0	408.2	332.1	279.8	244.8	205.2	142.2	118.7	89.9	65.2	23.4
1.75V	503.3	400.5	321.6	274.6	240.3	201.3	139.7	116.6	88.3	64.1	22.8
1.80V	484.0	385.0	308.0	264.0	231.0	193.6	134.2	112.2	85.0	61.6	22.0

Note: The above data are average values, and can be obtained within 3 charge/discharge cycles. These are not minimum values. Cell and battery designs/specifications are subject to modification without notice. Contact **CSBattery** for the latest information.

Performance Characteristics



Battery Construction

Component	Positive plate	Negative plate	Container	Cover	Safety valve	Terminal	Separator	Electrolyte
Raw material	Lead dioxide	Lead	ABS	ABS	Si-Rubber	Copper	Fiberglass	Sulfuric acid