

Deep Cycle Long Life GEL Battery

DC2-2500G

DC2 GEL series uses the newly developed nano gel electrolyte with super-C additive plus heavy duty plates design inside. The HTB series has a long service life and can provide optimum and reliable service under extreme condition such as high temperature and frequent power failure, This series is highly suited for tropical area in outdoor applications such as Telecom BTS stations and Off-grid PV system.

2V
2500Ah

GEL
Technology

Deep
Cycle



COMPLIED STANDARDS



Applications

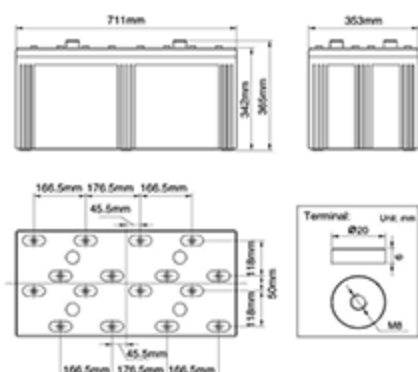
- > BTS Stations
- > Solar & Wind energy system
- > UPS system
- > Telecom systems
- > Wheel chair, Golf Car

General Features

- ✓ Able to operate at 40-60°C
- ✓ DOD 50% 1500 times Cycles
- ✓ Integrated design to ensure the best Uniformity and reliability
- ✓ Long life and high stability under high temp. environment (no air-con needed)
- ✓ Use super-C additives: Deep discharge recovery capability

Dimensions & Weight

Length(mm/inch)	712/28.1
Width(mm/inch)	353/13.9
Height(mm/inch)	342/13.5
Total Height(mm/inch)	365/14.4
Weight(kg/lbs)(±3%)	180.5/398



Technical Specifications

Nominal Voltage		2V(Single Cell)
Design Floating Life @25°C		20 Years
Nominal Capacity @25°C(10 hour rate@250.0A,1.8V)		2500Ah
Capacity @25°C	20hour rate (132.5A,1.8V)	2650Ah
	5 hour rate (437A,1.75V)	2185Ah
	1 hour rate (1458A,1.6V)	1458Ah
Internal Resistance	Full Charged Battery@25°C	≤0.10mΩ
Ambient Temperature	Discharge	-20°C~60°C
	Charge	-10°C~60°C
	Storage	-20°C~60°C
Max.Discharge Current@25°C		5000A(5s)
Capacity affected by Temperature (10 hour)	40°C	102%
	25°C	100%
	0°C	90%
	-15°C	70%
Self-Discharge@25°C per Month		3%
Charge (Constant Voltage) @25°C	Standby Use	Initial Charging Current Less than 375A Voltage 2.23-2.27V
	Cycle Use	Initial Charging Current Less than 375A Voltage 2.33-2.37V

Battery Discharge Table

Discharge Constant Current per Cell (Amperes at 25° C)

F.V/Time	5min	10min	15min	30min	45min	1h	2h	3h	5h	8h	10h	20h
1.60V	8382	5412	4488	2338	1760	1458	949	679	462	308	275	145.8
1.65V	8230	5314	4406	2295	1728	1431	932	667	454	302	270	143.1
1.70V	8077	5215	4325	2253	1696	1405	914	655	445	297	265	140.5
1.75V	7925	5117	4243	2210	1664	1378	897	642	437	291	260	137.8
1.80V	7620	4920	4080	2125	1600	1325	863	618	420	280	250	132.5

Discharge Constant Power per Cell (Watts at 25° C)

F.V/Time	5min	10min	15min	30min	45min	1h	2h	3h	5h	8h	10h	20h
1.60V	16135	10418	8639	5717	4256	3494	2223	1588	1080	711	635.3	336.7
1.65V	15842	10229	8482	5613	4179	3430	2183	1559	1060	699	623.7	330.6
1.70V	15549	10039	8325	5509	4101	3367	2143	1530	1041	686	612.2	324.4
1.75V	15255	9850	8168	5405	4024	3303	2102	1502	1021	673	600.6	318.3
1.80V	14669	9471	7854	5198	3869	3176	2021	1444	982	647	577.5	306.1

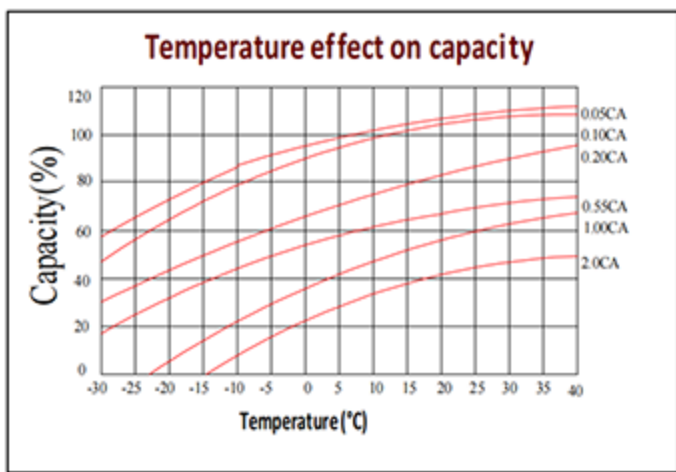
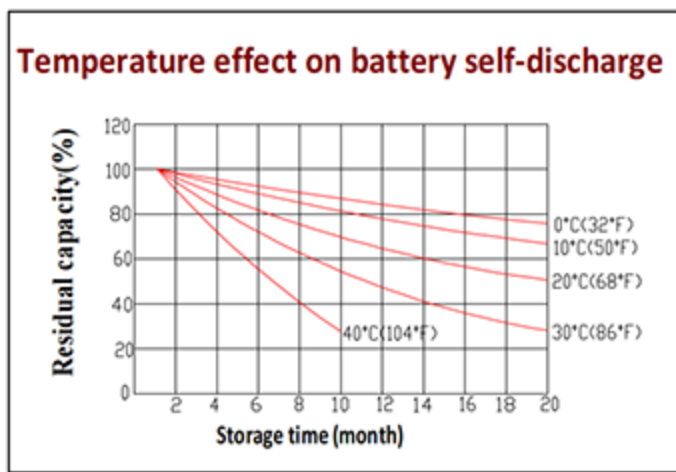
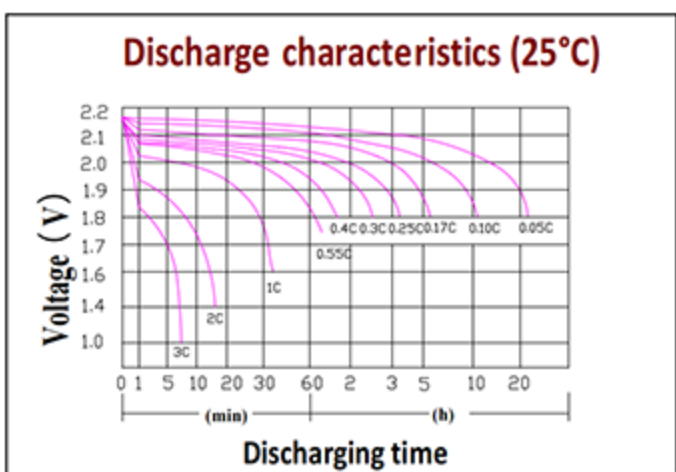
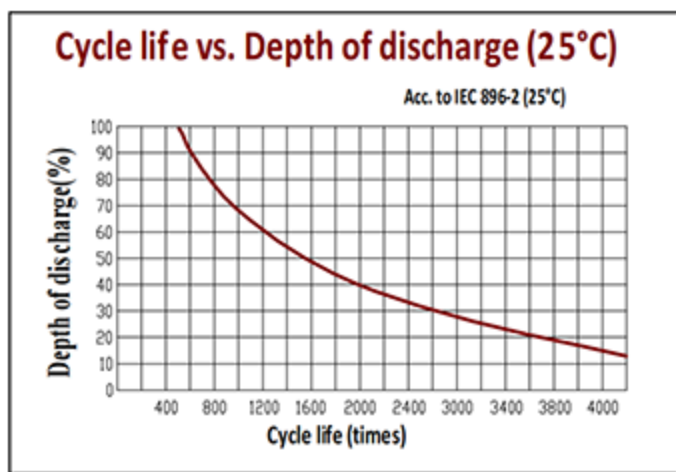
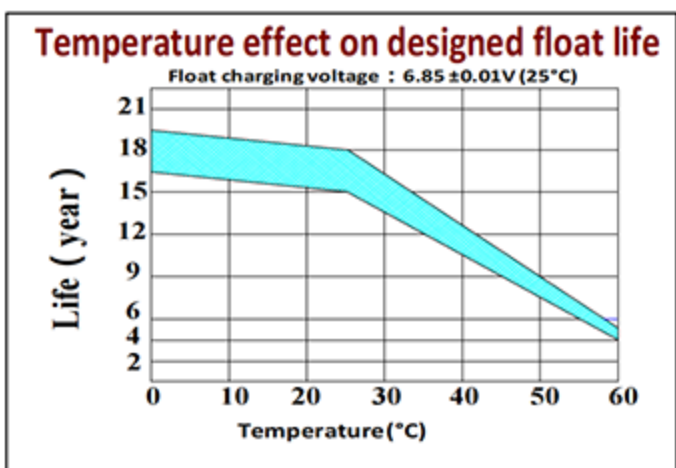
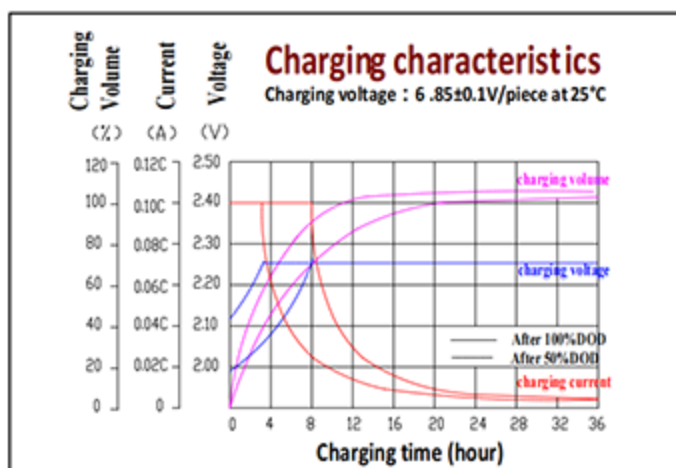
Note: The above data are average values, and can be obtained within 3 charge/discharge cycles. These are not minimum values. Cell and battery designs/specifications are subject to modification without notice. Contact CSBattery for the latest information.

Copyright© 2016 CSBattery Energy Co., Limited

Deep Cycle Long Life GEL Battery

DC2-2500G

Performance Characteristics



Battery Construction

Component	Positive plate	Negative plate	Container & Cover	Safety valve	Terminal	Separator	Electrolyte	Pillar seal
Features	Thick high Sn low Ca grid with special paste	Balanced Pb-Ca grid for improved recombination efficiency	Fire resistant e ABS (UL94-V0 optional)	Flame Si-Rubber and aging resistance	Female Copper Insert M8	Advanced PVC /AGM separator for high pressure cell design	Silicon Gel	Two layers epoxy resin seal